A photograph of a modern office environment. In the foreground, a man with a beard and glasses, wearing a dark suit and tie, is looking intently at a computer monitor. In the background, another man in a suit is seated at a desk, also working. The office has large windows and a clean, professional aesthetic. An orange diagonal overlay covers the bottom right portion of the image, where the title text is placed.

A PRACTICAL GUIDE ON
THE VALIDATION OF AN ELECTRONIC
SIGNATURE CARRIED OUT USING
A SOLUTION CERTIFIED
BY THE OACIQ

TABLE OF CONTENTS

CERTIFIED SOLUTIONS	3
HOW TO VERIFY THE AUTHENTICITY OF A SIGNATURE	4
E-SIGNLIVE	4
E-Z-SIGN	8
AUTHENTISIGN	12



Published and produced by the Organisme d'autoréglementation du courtage immobilier du Québec
4905 Lapinière Blvd., Suite 2200
Brossard (Québec) J4Z 0G2

© Organisme d'autoréglementation du courtage immobilier du Québec
All rights reserved.

Edition: September 2017

CERTIFIED SOLUTIONS



eSignLive by Vasco

esignlive.com



eZsign by Les solutions e-Z-max inc.

ezmax.ca



Authentisign by Instanet Solutions

instanetsolutions.com

The second step is to click on the signature with your mouse. A dialog box opens to allow you to check the signature validation status.

16. SIGNATURES

The parties have requested that this form and all related documents be drawn up in English only. Les parties aux présentes ont exigé que le présent formulaire et tous les documents qui s'y rattachent soient rédigés en anglais seulement.

BUYER – The BUYER acknowledges having read, understood and agreed to this promise to purchase, including any annexes thereto, and having received a copy thereof.

SELLER'S REPLY – The SELLER acknowledges having read and understood this promise to purchase, including any annexes thereto, and having received

Signature Validation Status

Signature is VALID, signed by eSignLive <signature@esignlive.com>.

- The revision of the document that was covered by this signature has not been altered; however, there have been subsequent changes to the document.
- The signer's identity is valid.
- Click Signature Properties and then click View Signed Version to see what is covered by this signature.

Signed in **B**

Signature Properties... Close

on E-SIGNED by Clement Cadorette on 2017-02-06 20:38:35 UTC, at DATE

SIGNATURE OF BUYER 1

WITNESS

Signed in _____

on E-SIGNED by Josee Gagnon on 2017-02-06 20:42:40 UTC, at DATE

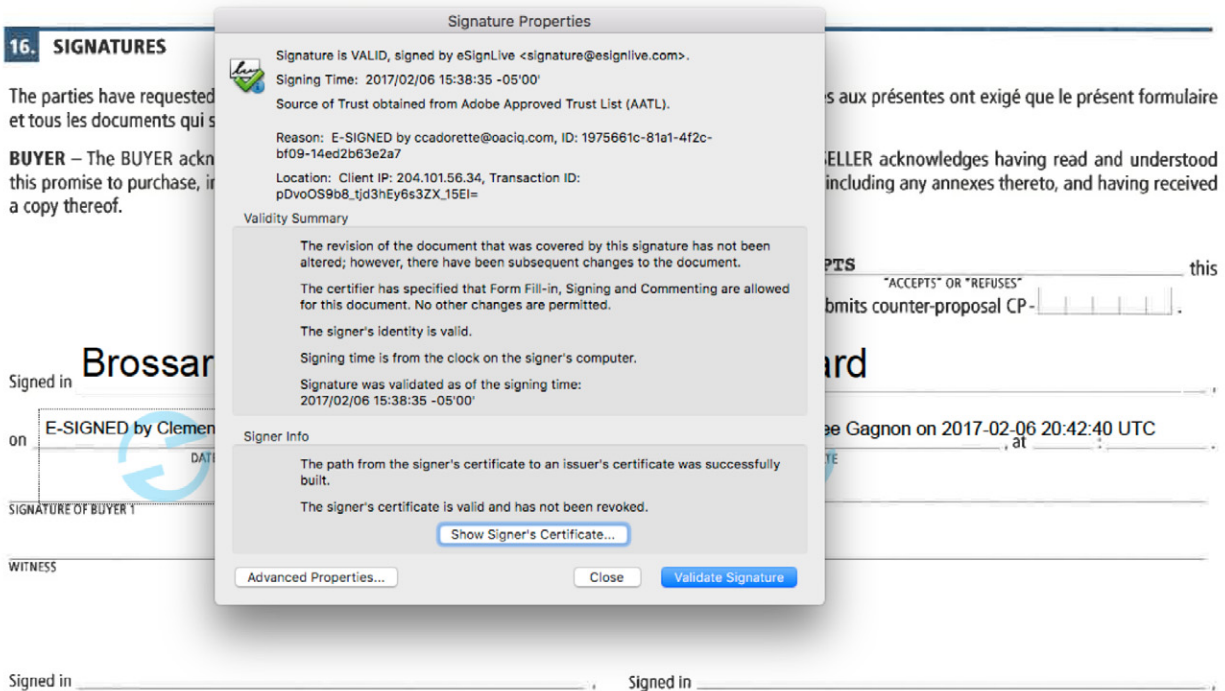
SIGNATURE OF SELLER 1

WITNESS

Signed in _____

OR "REFUSES" this proposal CP- _____.

The third step is to select the “**Signature Properties**” button. This allows you to get complete information on the signing process.



Each document bearing the electronic signature(s) must be accompanied by an authentication certificate, which is a document of evidence providing you with more information about the signing process. The name of this document varies from one solution to another. For the e-SignLive solution, this document is called “e-SignLive Electronic Evidence Summary”.



eSignLive™ Electronic Evidence Summary

Signing Ceremony ID:

ID:	pDvoOS9b8_tjd3hEy6s3ZX_15EI=
Name:	CDN-1000
Created:	2017-Feb-06 20:30:56 GMT
Completed:	2017-Feb-06 20:42:43 GMT
Summary document generated:	2017-Feb-06 20:45:04 GMT

Sender:

Name:	Pascale Montpetit
-------	-------------------

pmontpetit@oaciq.com

Documents:

Electronic Disclosures and Signatures Consent	2 pages
CDN-1000	7 pages
eSignLive Electronic Evidence Summary	2 pages

E-Z-SIGN

For a document that has been signed using the e-Z-Sign solution by the firm Les solutions E-Z-Max inc., the first step is to go to the signatures section on the form and locate the signature to be validated.

16. SIGNATURES

The parties have requested that this form and all related documents be drawn up in English only. Les parties aux présentes ont exigé que le présent formulaire et tous les documents qui s'y rattachent soient rédigés en anglais seulement.

BUYER – The BUYER acknowledges having read, understood and agreed to this promise to purchase, including any annexes thereto, and having received a copy thereof.


SELLER'S REPLY – The SELLER acknowledges having read and understood this promise to purchase, including any annexes thereto, and having received a copy thereof.

The SELLER **ACCEPTS** *ACCEPTS* OR *REFUSES* this promise to purchase or submits counter-proposal CP- [] .

Signed in  **Brossard** _____,
on _____, at _____: _____.
DATE

Signed in  **Brossard** _____,
on _____, at _____: _____.
DATE

 **Clement Cadorette**
SIGNATURE OF BUYER 1 *Signed on 2017-02-06 11:26:33*

 **Josee Gagnon**
SIGNATURE OF SELLER 1 *Signed on 2017-02-06 11:30:41*

WITNESS _____

WITNESS _____



The second step is to click on the signature with your mouse. A dialog box opens to allow you to check the signature validation status.

16. SIGNATURES

The parties have requested that this form and all related documents be drawn up in English only. Les parties aux présentes ont exigé que le présent formulaire et tous les documents qui s'y rattachent soient rédigés en anglais seulement.

BUYER – The BUYER acknowledges having read, understood and received this promise to purchase, including any annexes thereto, and agrees to sign a copy thereof.



Signed in  **Brossard**,
on _____, at _____ : _____ .
DATE
 **Clement Cadorette**
SIGNED ON 2017-02-06 11:26:33
SIGNATURE OF BUYER
WITNESS

Signed in  **Brossard**,
on _____, at _____ : _____ .
DATE
 **Josee Gagnon**
SIGNED ON 2017-02-06 11:30:41
SIGNATURE OF SELLER 1
WITNESS

Each document bearing the electronic signature(s) must be accompanied by an authentication certificate, which is a document of evidence providing you with complete information on the signing process. For the e-Z-Sign solution, this document is called “**e-Z-Sign: Electronic evidence**”.



**e-Z-Sign : Electronic Evidence
Document Details**

Dossier	
Client Code	Oaciq
Folder Identifier	45
Document Identifier	138
Document Name	bonne-Promise to Purchase (PP)-6
File	bonne-Promise to Purchase (PP)-6.pdf
Number of Pages	7
Creation Date	2017-02-06 11:04:21
Signatures completed on	2017-02-06 11:30:42
Report created on	2017-02-06 11:30:42

File created by			
pmontpetit	Pascale Montpetit	pmontpetit@oaciq.com	204.101.56.34

Signatories			
Name	E-mail	Phone Number (Home)	Phone Number (Cell)
Clement Cadorette	ccadorette@oaciq.com		(514) 949-0987
Josee Gagnon	jgagnon@oaciq.com		(514) 949-6917

Files	MD5
bonne-Promise to Purchase (PP)-6 (Original).pdf	c2c2ee61a93fdac5e385fcef11c1d10
bonne-Promise to Purchase (PP)-6 (Final).pdf	78c6eeafe6c19ed49decccf4be8e7833
Pages\1.png	648d14bf77718dbda3326e5ad0b58d97
Pages\2.png	a2b290824e2fa22c6ec7f50c9707b7e0
Pages\3.png	3a1251994199bdc6f3a4c4e907edd48d

The third step is to select the “Signature Panel” button in the PDF document to obtain document certification.


The screenshot displays a digital signature validation interface. On the left, a 'Signatures' panel is open, showing the following details:

- Validated by: **Certified by Instanet Solutions <secure@authentsign.com>**
- Source of Trust: **Adobe Approved Trust List (AATL)**
- Document status: **Valid certified document**
- Signer's identity: **Valid**
- Signature status: **The signature includes an embedded timestamp but it could not be verified.**
- Signature Details:
 - Last Checked: **2017.02.07 11:38:45 -05 '00'**
 - Field: **Authentsign Security: (invisible signature)**



On the right, the 'Signature Panel' is active, showing a document form with the following sections:

- SIGNATURES**
- Text: **The parties have requested that this form and all related documents be drawn up in English only. Les parties aux présentes ont exigé que le présent formulaire et tous les documents qui s'y rattachent soient rédigés en anglais seulement.**
- BUYER** – The BUYER acknowledges having read, understood and agreed to this promise to purchase, including any annexes thereto, and having received a copy thereof.
- SELLER'S REPLY** – The SELLER acknowledges having read and understood this promise to purchase, including any annexes thereto, and having received a copy thereof.
- Form fields for **BUYER** and **SELLER** with checkboxes for **ACCEPT** and **REJECT**.
- Signature lines for **BUYER** and **SELLER** with fields for **Signed In** and **on DATE**.
- Witness lines for **BUYER** and **SELLER**.
- Signature lines for **BUYER 2** and **SELLER 2**.

Each document bearing the electronic signature(s) must be accompanied by an authentication certificate, which is a document of evidence providing you with complete information on the signing process. For the Authentisign solution, this document is called “**Signing Certificate**”.



Signing Certificate

Certificate ID: FBF2B26A-5DEB-45A6-99BE-8AE9F472CF65	Date: 2/6/2017 8:47:57 AM
<p>Signing Information:</p> <p>Signing Name: Clement Cadorette ID: FBF2B26A-5DEB-45A6-99BE-8AE9F472CF65 Status: Document has been signed by all parties. Start Date: 2/6/2017 8:47:57 AM End Date: 2/6/2017 11:29:30 AM # Signers: 2 # Reviewers: 0 # CC: 0 Creator: Pascale Montpetit Email: pmontpetit@oaciq.com IP Address: 204.101.56.34 Address: 4905, boul. Lapinière, bur. 2200, Brossard (QC), J</p>	
<p>Document Information:</p> <p>Document Name: Final Document Source: Uploaded Document ID: 5581B088-44CA-436A-8989-D007BEF6F827 Pages: 7 # Signature blocks: 2 # Initial blocks: 0</p>	
<p>Participant Activity:</p>	<p>Signature / Initials:</p>
<p>Name: Clement Cadorette</p>	<p></p>
<p>Email: ccadorette@oaciq.com</p>	<p>Type: Remote Signer</p>
<p>EULA/TOS/ABP/CCD: Accepted: 2/6/2017 11:24:49 AM [IP:204.101.56.34]</p>	
<p>Document: Signed and Accepted – date/time: 2/6/2017 11:24:49 AM [IP:204.101.56.34]</p>	
<p>Name: Josee Gagnon</p>	<p></p>
<p>Email: jgagnon@oaciq.com</p>	<p>Type: Remote Signer</p>
<p>EULA/TOS/ABP/CCD: Accepted: 2/6/2017 11:29:30 AM [IP:204.101.56.34]</p>	
<p>Document: Signed and Accepted – date/time: 2/6/2017 11:29:30 AM [IP:204.101.56.34]</p>	